

REGENT INSTRUMENTS

is committed to deliver high performance image analysis systems with advanced technology for researchers and specialists who study trees and plants.

Each system

performs precise measurements and analyses of a specific part of plant (e.g. roots, leaves, seeds, tree rings or wood cells) or a specific application (e.g. Arabidopsis seedlings or forest canopy). A system includes a dedicated software program and a high quality scanner or digital camera that can produce well contrasted images. Analyses are done easily by the software due to its specialized built-in knowledge. For instance, root overlap at forks and tips are taken into account to provide accurate measurements of root length and area by WinRHIZO™ software.

Software programs

come in different versions to meet users' needs. With clients in over 91 countries, our software programs are improved and updated regularly to comply with different needs and new trends in plant science all over the world. Lower versions can be upgraded at anytime.

Scanners

are calibrated permanently using extremely precise standards. The calibration is automatically used by our software to produce accurate measurements and analyses. Some systems come with accessories that make scanning faster and easier especially with washed roots. An additional lighting system is used to eliminate shadows around thick samples such as needles, seeds and roots.

Installation

requires a PC computer with operating system Windows Vista, Windows 7, Windows 8 or Windows 10.

www.regentinstruments.com

for more details on plant morphological measurements, and tree-ring and forest canopy analysis. Various applications using color analysis, such as insect and disease damage quantification, are also presented.

sales@regentinstruments.com

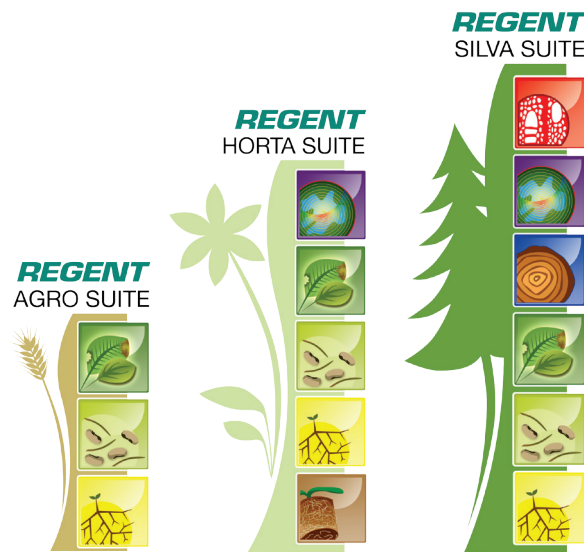
for questions and orders.








Products

-  **WinSCANOPY™ 2017**
canopy and solar radiation
-  **WinDENDRO™ 2017**
tree rings and wood density
-  **WinCELL™ 2016**
wood cell anatomy
-  **WinFOLIA™ 2016**
leaf area and morphology
-  **WinSEEDLE™ 2017**
seed and needle morphology and count
-  **WinRHIZO™ 2017**
morphology and developmental analysis of washed roots and Arabidopsis seedlings in Petri dish
-  **WinRHIZO™ Tron 2015**
morphology and developmental analysis of roots in soil
-  **WinCAM NDVI™ 2017**
color area, basic morphology and NDVI

Need More Than One Image Analysis System?

Take Advantage of Our Suites!



	WinCELL™			✓
	WinSCANOPY™		✓	✓
	WinDENDRO™			✓
	WinFOLIA™	✓	✓	✓
	WinSEEDLE™	✓	✓	✓
	WinRHIZO™	✓	✓	✓
	WinRHIZO™ Tron		✓	

Available in Regular and Pro versions

Includes a High Quality Scanner Calibrated Permanently by Regent Instruments

for accurate measurements, a special lighting system that eliminates shadows around thick samples, and accessories for easy and efficient scanning of roots, seeds, and needles.

Portable Imaging and Calibration Kit available for Leaf Image Acquisition with a Camera
(camera not included)

Optional Wood Core Holders with Positioning System offered in different lengths

Self-leveling mounts and high precision cameras with calibrated fisheye lens
are available for Suites containing WinSCANOPY™ software



www.regentinstruments.com
sales@regentinstruments.com

